


MRS BAUSTRASSE

Rental|Sales|Service

► Mobile Road Systems

MRS - Heavy



► Properties

The **MRS - Heavy Ground Protection Panels** are screwed together in both length and width, creating a permanently connected driveway or work platform for heavy loads. The load-bearing capacity of the subsurface is significantly optimized.

Material: polyethylene, high molecular weight

Dimensions: 3000 x 2000 x 45.5 mm (incl. profile)

Weight per panel: approx.. 221 kg

Surface / colour: 5.0 & 2.5 mm profile / black-coloured

Load capacity: approx. 160 t

(depending on the ground conditions)

Transport per truck: 100 units (600 m²)



Mobile crane
working spaces



Heavyload
transports



Mobile
logistics



Wind power
construction



Temporary
walkways



Road construction and
access routes



Transmission



Concerts
and events



Mobile
parking spaces

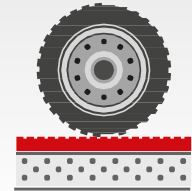


Tent floors

■ **Lower transportation costs with MRS - Heavy** panels. They are easier to transport than most alternative road mats for temporary use.




M: +49 176 11007755



► Accessories

MRS - Heavy Accessories

The **MRS - Heavy Ground Protection Panels** are easy to transport with a forklift (using a load handling device and a four-strand chain sling) and quickly connected with **M16 screws**.



■ Metal Connectors (Universal) M16 Screws

The metal connectors are used to screw ground protection panels together.

Weight: 0.285 kg

Order No.: 50 100 001



■ Load Handling Devices

Load capacity 4 pieces each: 500 kg

Load capacity 1 piece each: 170 kg

This load handler is mandatory for MRS - Heavy.

Weight / piece 0.462 kg

Weight / set (4 pieces): 1.85 kg

Order No.: 50 500 000



■ MRS Heavy - Ramps

■ 2000 mm length

with 3 screw holes

Weight: 15 kg

Order No.: 50 500 001

■ 3000 mm length

with 4 screw holes

Weight: 23 kg

Order No.: 50 500 002




General information

Unloading:


The panels can be unloaded from a lorry using a forklift truck. When lifting, special care must be taken to ensure that the panels cannot slip or fall off. The panels can also be unloaded and installed using a crane.

Storage: Never stack directly more than 5 panels at a time. It is recommended to stack a maximum of 4 packs of 5 panels on top of each other. Each package can be separated by 3 square timbers (thickness 100mmx100mm) to allow later lifting by forklift truck.




Use of the panels:

Both sides of the panel can be used. The upper side has a high profile surface (suitable for the use of construction vehicles).



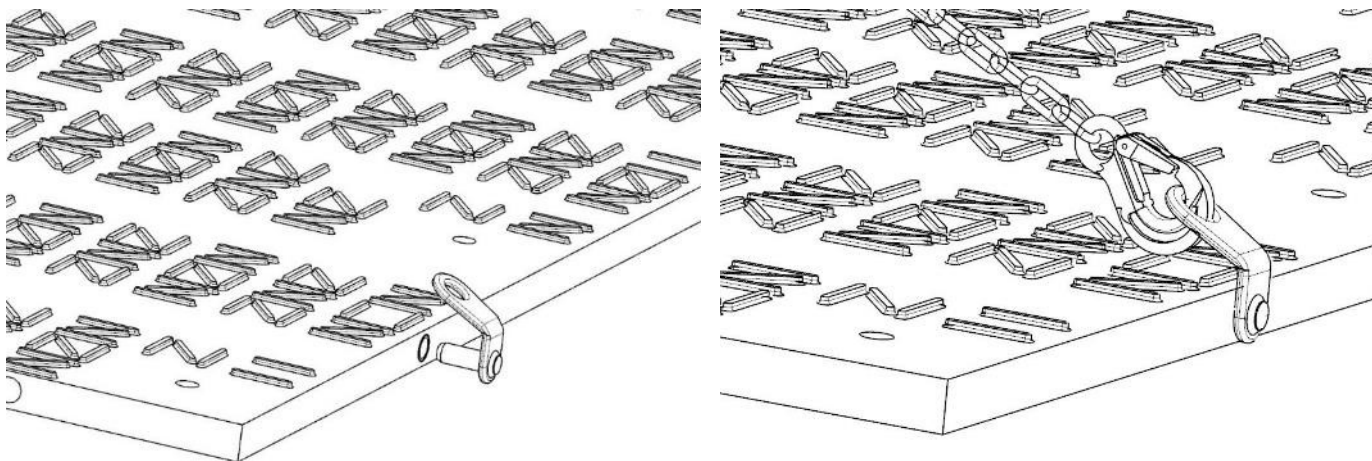
► MRS Heavy - User manual

The underside has a lower profile pattern (suitable for predominant use by pedestrians).

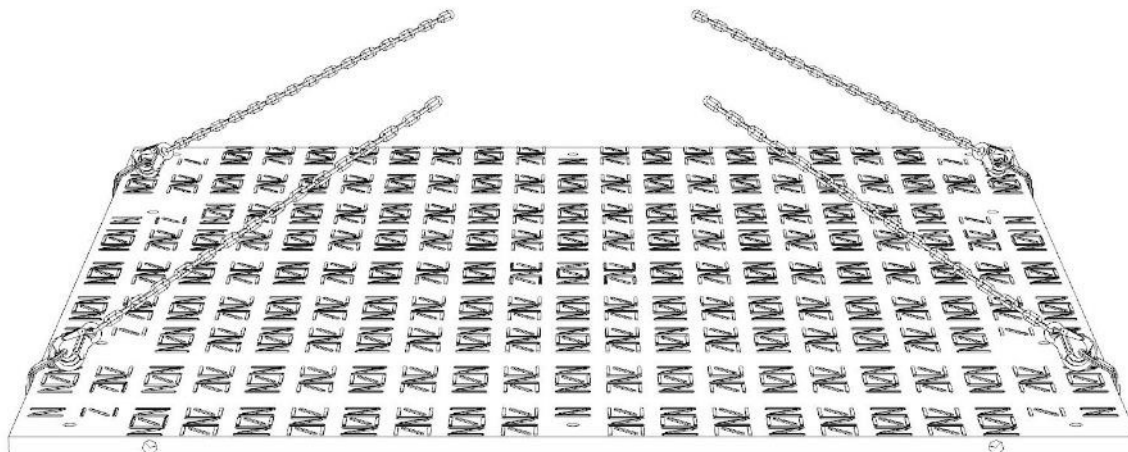


Lifting and laying:

Each panel has 4 lifting lugs. A lifting device must be inserted into each eyelet. These devices must in turn be connected to a lifting hook (on a chain sling).


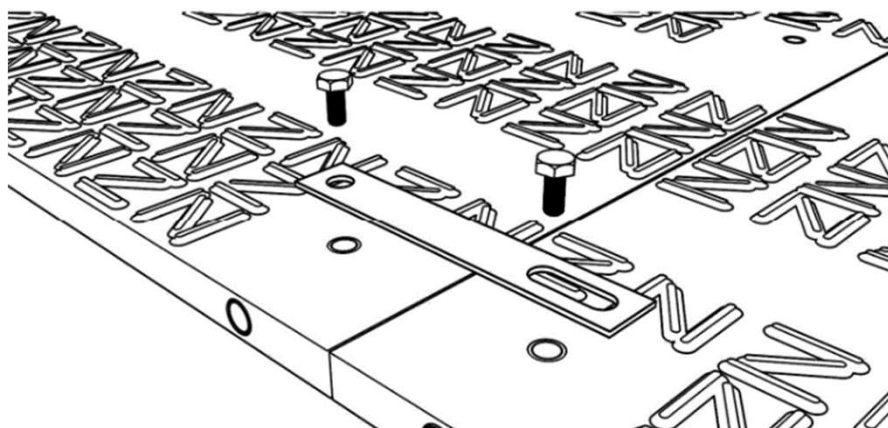


With the help of the chain sling, the panel can be moved to the desired position and installed.



Connecting the panels:

Connect and screw the panels together using the metal connectors and two hexagonal screws (M16x40mm) per connector. All adjacent panels must be connected in this way. Always install the panels so that the surfaces of the same type face upwards.



Connecting the panels to the ramps:

Connect and screw the panels using the metal connectors and the hexagonal screws (M16x40mm). All adjacent panels must be connected in this way. Always install the panels so that the surfaces of the same type face upwards.

